

LED UK

Vector Surface

The Vector Surface LED is a continuous surface linear luminaire available in lengths ranging from 574mm to 4488mm. The luminaire can also be used as a system product with optional joining kits and corner pieces. Please contact us for a bespoke solution. The fitting is made from extruded aluminium with a (Tpa) Lens to achieve a highly efficient linear profile with integral gear. The profile as has the option to have a high or low output uplight kit to illuminate ceilings. The Vector is also available with an integrated emergency kit.


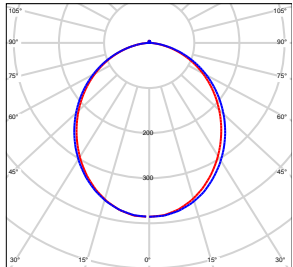

- Continuous aluminium profile
- Linkable modules
- Instant on - no flicker
- Environmentally Friendly - No mercury or lead enters the environment
- No RF and electronic magnetic interference
- Over 50,000 hours life span

General

Dimensions	Ranging From
	60 x 90 x 574mm- 60 x 90 x 4,488mm
Installation	Surface Mounted
Voltage	100-240Vac 50/60Hz
Certification	CE, ROHS
Warranty	5 Years

Performance

Colour Rendering	Ra>85
MacAdam Ellipse	3 Step
UGR	<19
System Power	Ranging From
	15.07 W- 120.56 W
Exit Lumens	Ranging From
	1,718 lm 14,141 lm
Efficiency	~125.6 l/cW
Longevity	L90 / B10 @ 50,000 hours
Compliance	Building Regulations ETL (Energy Technology List) ECA (Enhanced Capital Allowance) SKA Rating



LED UK

Vector Surface

Available options

Size	574mm - 1,718lm - 12W, 714mm - 2,141lm - 15W, 854mm - 2,609lm - 18W, 993mm - 3,032lm - 21W, 1,133mm - 3,435lm - 24W, 1,273mm - 3,858lm - 27W, 1,412mm - 4,326lm - 30W, 1,552mm - 4,749lm - 33W, 1,692mm - 5,152lm - 36W, 1,832mm - 5,575lm - 39W, 1,971mm - 6,043lm - 42W, 2,111mm - 6,466lm - 45W, 2,251mm - 6,869lm - 48W, 2,391mm - 7,292lm - 51W, 2,530mm - 7,760lm - 54W, 2,670mm - 8,183lm - 57W, 2,810mm - 8,586lm - 60W, 2,950mm - 9,009lm - 63W, 3,090mm - 9,477lm - 66W, 3,230mm - 9,900lm - 68W, 3,370mm - 10,304lm - 73W, 3,510mm - 10,727lm - 75W, 3,649mm - 11,195lm - 79W, 3,789mm - 11,618lm - 81W, 3,929mm - 12,021lm - 84W, 4,069mm - 12,444lm - 87W, 4,208mm - 12,912lm - 90W, 4,348mm - 13,335lm - 93W, 4,488mm - 13,738lm - 96W, 4,628mm - 14,141lm - , Bespoke Size
Module	Standalone, Start, Middle, End, Special
Uplight	No Uplight
Profile Colour	Aluminium, Special Colour (Available on Request)
Colour Temperature	3000K, 4000K, 5000K, Red, Green, Blue, RGB
Dimming	Fixed Output, DALI Dimming, Switch Dimming, DSI Dimming
Emergency	Not Required, 3 Hour Facility, 3 Hour Self Test, 3 Hour Central Test, Central Battery System

Product Code: VTR-SFC